

**How do you  
think visuals  
help us  
understand  
stories better?**



# Why Visuals Matter


They give us clues about characters, feelings, actions, and setting



They show emotions, help us picture the setting, and see what's happening



# DIGITAL BOOK



# Centers!



## Guided Reading


Meet at the back table for a guided reading group! While we read, let's analyze how the visuals support the text.

## Drag and Drop

On the next slide, complete the drag and drop game. Match the picture to what story element it supports.

Example: A picture of a city supports the setting

**DRAG AND  
DROP!**



**This page tells us  
about**

**Action**

**the  
most**

**Setting**

**Emotion**

**DRAG AND  
DROP!**



**This page tells us  
about**

**Emotion**

**the  
most**

**Action**

**Setting**

**DRAG AND  
DROP!**



This page tells us  
about

the  
most

Action

Setting

Emotion

**DRAG AND  
DROP!**


This page tells us  
about

the  
most

Action

Setting

Emotion





# DRAG AND DROP



This page tells us  
about

the  
most

Action

Setting

Emotion

**DRAG AND  
DROP**



This page tells us  
about

the  
most

Action

Setting

Emotion

**DRAG AND  
DROP**



This page tells us  
about

the  
most

**Action**

**Setting**

**Emotion**

**DRAG AND  
DROP!**



**This page tells us  
about**

**the  
most**

**Action**

**Setting**

**Emotion**

# Tell me about the story!

Title: \_\_\_\_\_



Main Character:

Setting:

Type here



Beginning:

Type here



Problem/Conflict:

Type here



Solution:

Type here

How did the illustrations help you?

Type here

